

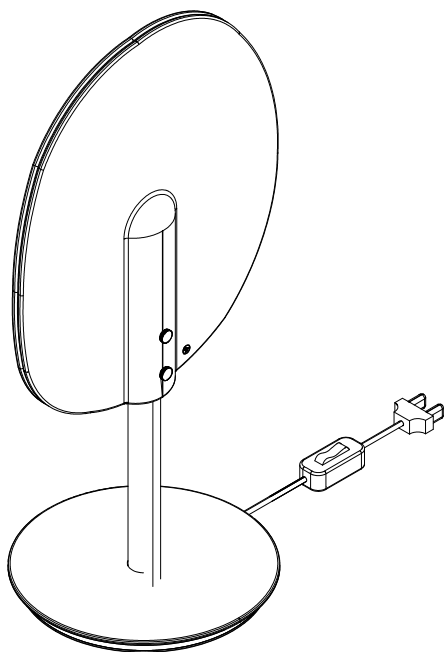
LASVIT

LOLLIPOP

Table LAMP

MANUAL^{UL}

Lollipop
by Boris Klimek



1 Technical parameters

Item ID / CLO25TA-1UL, CLO25TB-1UL

Dimensions / W 13 1/8 x L 9 7/8 x H 24 3/8 in, W 19 1/4 x L 9 7/8 x H 21 1/4 in

Color variants / Clear, Light Amber, Light Pink, Orange, Light Brown,

Turquoise, Light BlueWeight / approx. 21 lb, 30 lb

Input voltage / 120 V, 60 Hz

Rated power / 1 x LED G9 (max. 7 W) / 120 V AC

Protection rating / IP 20


Safety class / CLASS II


LASVIT GLASS COLLECTIONS ARE UNIQUE AND HANDCRAFTED.


Tiny bubbles and other irregularities may occur due to the nature of the glass-blowing technique.


Thank you for purchasing a Lasvit Collection.


2 Step-by-step installation

 Before starting any procedures make sure that the power cable of the lamp is disconnected from the socket, power is switched OFF and secured against unauthorized, negligent or accidental switching on.

 If the power cable of the luminaire is damaged, it shall be replaced by the manufacturer or a similar qualified person only in order to prevent any damage to health or property.

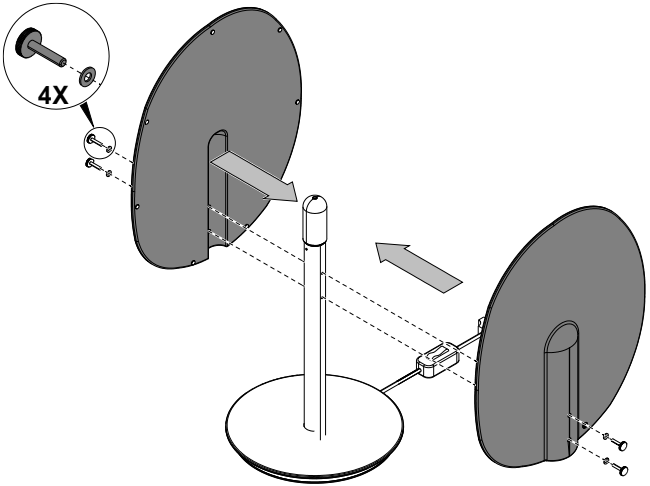
 To retain quality of hand-blown glass, Lasvit recommends to clean the glass at least every 3 months.

 The manufacturer shall not be held liable for any defects caused by unqualified handling of the lamp.

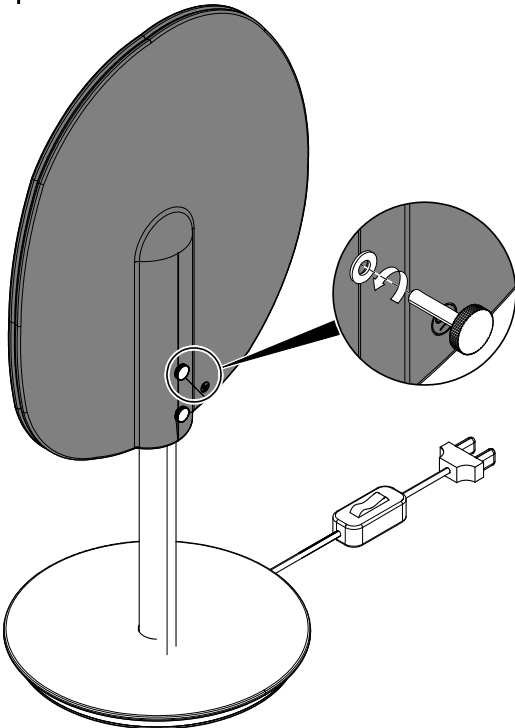
 Do not cover the lamp with any material, it is necessary for the hot parts to be cooled by freely flowing air, otherwise there is a risk of fire.

 For indoor use only. Installation requires 1 persons.

2.1 Step 1



2.2 Step 2



2.3 Step 3 (Exchange of light source)

All light sources can be supplied by the manufacturer Lasvit s.r.o. Replacement of the bulb should be carried out by qualified technician to prevent any damage to health or property.

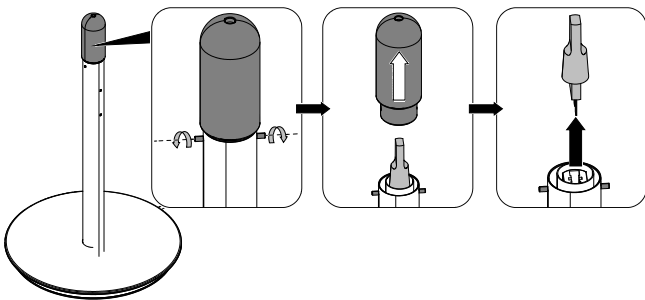
Lasvit provides NO warranty on bulbs and is not responsible for any damages or injuries caused during its installation or during its operation.

Before starting installation make sure the power to the lighting fixture is switched OFF and secured against unauthorized, negligent or accidental switching on.

The manufacturer shall not be held responsible for improper function when other light source is used.

Carry out this step reversely to fit the new bulb.

Plug in the light again.



3 Warranties and Warranty Terms and Conditions

1. The warranty is defined in Price Quotation (PQ) or in Purchase Agreement (PA). If not stated otherwise, the warranty shall not cover the light sources, maintenance, service and cleaning and the standard warranty shall be set at 2 years. Any other warranties must be specified in PQ or PA. The Customer must submit a valid agreement, invoice or another payment document as a base for any complaint.
2. If the warranty covers the detected defect, the Customer shall inform Sales (by e-mail or phone, defining the project / product number, the project / product name, the areas where the defect has emerged, and the sketch number. The Customer shall describe the defect).
3. Sales shall proceed based on the internal guideline for complaint management.
4. The Manufacturer shall analyze the origins of the defect either at the Customer's or at the Manufacturer's, after the defective product has been delivered to the Manufacturer's premises.
5. After the analysis, the decision about acknowledgement or refusal of the complaint and the respective explanation shall be passed on to Sales.
6. Sales shall submit information about acknowledgement / refusal of the complaint to the Customer within 7 workdays from reporting the defect at the latest. Sales shall agree further steps with the Customer (e.g. the date of repair, replacement, etc., based on the Customer's and Manufacturer's capacities). Unless agreed otherwise, the Manufacturer shall eliminate any defect within 30 days from the date of submittal of the complaint.
7. The complaints shall not cover any defects caused by the Customer, normal wear and tear, or by failure to follow the service manual or installation manual. The complaints shall not cover any defects caused by force majeure.
8. The analysis may lead to the following conclusions:
Manufacturer's fault:
 - The product is repairable at the Customer's at the Manufacturer's cost.
 - The product is repairable at the Manufacturer's at the Manufacturer's cost.
 - The product is not repairable and shall be replaced by a tested functional one at the Manufacturer's cost.
 - The product is not repairable and the Manufacturer cannot offer any replacement. The Manufacturer shall offer another product. The Customer shall accept the offer and settle the new product by a difference payment, or the Manufacturer shall pay a difference payment to the Customer.
 - The product is not repairable and the Manufacturer cannot offer any

replacement. The Manufacturer shall issue a refund to the Customer.
Customer's fault:

- The product is repairable at the Customer's at the Customer's cost.
- The product is repairable at the Manufacturer's at the Customer's cost.
- The product is not repairable and shall be replaced by a verified and functional one at the Customer's cost.
- The product is not repairable and the Manufacturer cannot offer any replacement. The Manufacturer may offer another product for purchase.

4 The fixture was designed and manufactured by

Lasvit s.r.o. / Komunardů 32 / 170 00 Praha 7 / Czech Republic
T +420 481 120 810 / F +420 481 120 622 / E lasvit@lasvit.com
www.lasvit.com

Never dispose of this product in mixed municipal waste, it must be submitted at the designated disposal installation.



In case you need any assistance or have any suggestion, please contact us at www.lasvit.com